



ANNUAL WATER QUALITY REPORT

Reporting Year 2025



Presented By
Pueblo del Sol Water Company

PWS ID#: 02-044

Este informe contiene información muy importante sobre su agua potable. Tradúzcalo o hable con alguien que lo entienda bien.



Our Commitment

We are pleased to present to you this year's annual water quality report. This report is a snapshot of last year's water quality covering all testing performed between January 1 and December 31, 2025. Included are details about your sources of water, what it contains, and how it compares to standards set by regulatory agencies. Our constant goal is to provide you with a safe and dependable supply of drinking water. We want you to understand the efforts we make to continually improve the water treatment process and protect our water resources. We are committed to ensuring the quality of your water and providing you with this information because informed customers are our best allies.

Where Does My Water Come From?

Pueblo del Sol Water Company relies on groundwater pumped by four wells from the Sierra Vista subbasin of the Upper San Pedro Basin. The Upper San Pedro Basin is an intermountain valley approximately 1,875 square miles, bounded on the west by the Huachuca, Whetstone, and Rincon Mountains and on the east by the Mule, Dragoon, Little Dragoon, and Winchester Mountains. The basin extends approximately 58 miles from the international boundary with the Republic of Mexico on the south to the Narrows, approximately 11 miles north of Benson. The four wells are located as follows: Well 2 is located on Yaqui Street, Well 3 is located on Highway 92 and Buffalo Soldier Trail, Well 4 is located on Buffalo Soldier Trail approximately a half mile east of Highway 92, and Well 5 is located on St. Andrews Drive. We also use two reservoirs. Reservoir 1 is located on Shawnee Drive, and Reservoir 2 is on Cherokee and Kachina.



Why Save Water?

Although 80% of the Earth's surface is water, only 1% is suitable for drinking. The rest is either salt water or is permanently frozen, and we can't drink it, wash with it, or use it to water plants.

Important Health Information

Some people may be more vulnerable to contaminants in drinking water than the general population. Immunocompromised persons such as persons with cancer undergoing chemotherapy, persons who have undergone organ transplants, people with HIV/AIDS or other immune system disorders, some elderly, and infants can be particularly at risk from infections. These people should seek advice about drinking water from their health-care providers. U.S. Environmental Protection Agency (U.S. EPA)/Centers for Disease Control and Prevention (CDC) guidelines on appropriate means to lessen the risk of infection by *Cryptosporidium* and other microbial contaminants are available from the Safe Drinking Water Hotline at (800) 426-4791 or epa.gov/safewater.



Source Water Assessment

In 2003 ADEQ completed a source water assessment and identified the susceptibility as high risk. Based on the information currently available on the hydrogeologic settings and the adjacent land uses that are in the specified proximity of the drinking water sources of this public water system, ADEQ has given a high-risk designation for the degree to which these public water system drinking water sources are protected. A designation of high risk indicates there may be additional source water protection measures that can be implemented on the local level. This does not imply that the source water is contaminated, nor does it mean that contamination is imminent. Rather, it simply states that "land-use activities or hydrogeologic conditions exist that make the source water susceptible to possible future contamination." Further source water assessment documentation can be obtained by contacting ADEQ at azdeq.gov.

Why We Test So Often

Drinking water is one of the most closely monitored resources in the United States. Water systems regularly test for bacteria, disinfectants, metals, organic chemicals, radioactive substances, and many other contaminants. Some tests are performed daily, while others are conducted weekly, monthly, quarterly, or annually, depending on regulatory requirements and system size. Microbiological testing for bacteria, such as coliforms, ensures that disinfection is working properly. Turbidity monitoring confirms effective filtration. Chemical testing verifies that treatment processes remain optimized. All certified laboratories must meet strict quality assurance requirements to ensure accurate results. When results approach regulatory limits, corrective actions are taken immediately.



QUESTIONS?

For more information about this report, or for any questions relating to your drinking water, please call Michael Hennen at (520) 458-3742.

You may also find real-time information about our water system at the Arizona Department of Environmental Quality (ADEQ) Drinking Water Watch website at azsdwis.azdeq.gov/DWW_EXT.

Substances That Could Be in Water

To ensure that tap water is safe to drink, ADEQ prescribes regulations limiting the amount of certain contaminants in water provided by public water systems. U.S. Food and Drug Administration (FDA) regulations establish limits for contaminants in bottled water. Drinking water, including bottled water, may reasonably be expected to contain at least small amounts of some contaminants. The presence of these contaminants does not necessarily indicate that the water poses a health risk.

The sources of drinking water (both tap water and bottled water) include rivers, lakes, streams, ponds, reservoirs, springs, and wells. As water travels over the surface of the land or through the ground, it dissolves naturally occurring minerals and, in some cases, radioactive material and substances resulting from the presence of animals or from human activity. Contaminants that may be present in source water include:



Microbial Contaminants, such as viruses and bacteria, which may come from sewage treatment plants, septic systems, agricultural livestock operations, or wildlife;

Inorganic Contaminants, such as salts and metals, which can be naturally occurring or may result from urban stormwater runoff, industrial or domestic wastewater discharges, oil and gas production, mining, or farming;

Pesticides and Herbicides, which may come from a variety of sources such as agriculture, urban stormwater runoff, and residential uses;

Organic Chemical Contaminants, including synthetic and volatile organic chemicals, which are by-products of industrial processes and petroleum production and may also come from gas stations, urban stormwater runoff, and septic systems; and

Radioactive Contaminants, which can be naturally occurring or the result of oil and gas production and mining activities.

More information about contaminants in tap water and potential health effects can be obtained by calling the U.S. EPA's Safe Drinking Water Hotline at (800) 426-4791 or visiting epa.gov/safewater. Information on bottled water can be obtained from the FDA.

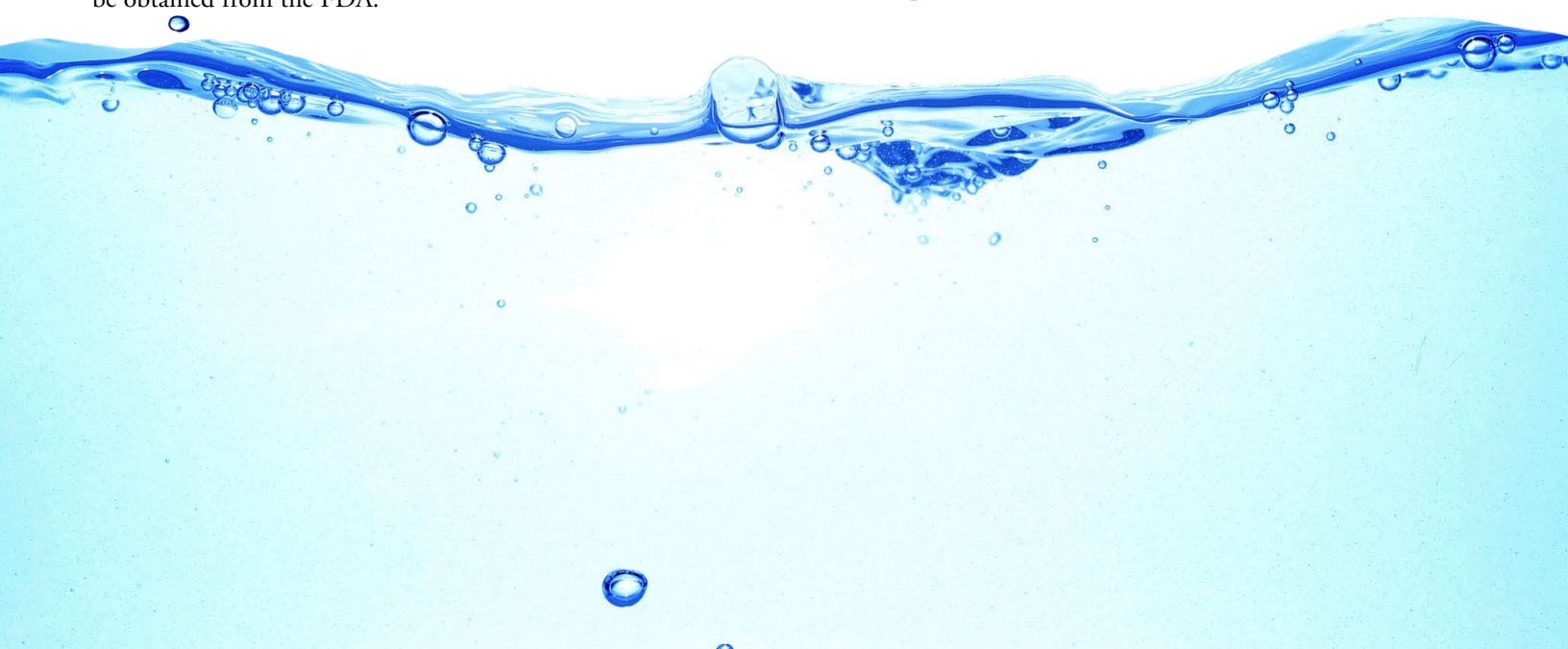
Lead in Home Plumbing

Lead in drinking water is primarily from materials and components associated with service lines and home plumbing. If present, elevated levels of lead can cause serious health problems, especially for pregnant women and young children. We are responsible for providing high-quality drinking water, but we cannot control the variety of materials used in plumbing components. When your water has been sitting for several hours, you can minimize the potential for lead exposure by flushing your tap for 30 seconds to 2 minutes before using water for drinking or cooking. If you are concerned about lead in your water and wish to have it tested, contact Michael Hennen at Pueblo Del Sol Water Company. Information on lead in drinking water, testing methods, and steps you can take to minimize exposure is available at epa.gov/safewater/lead.

To address lead in drinking water, public water systems were required to develop and maintain an inventory of service line materials by October 16, 2024. Developing an inventory and identifying the location of lead service lines (LSL) is the first step for beginning LSL replacement and protecting public health. No lead service lines were identified within the Pueblo del Sol Water Company service area. Please visit https://sdwis.epa.gov/ords/sfdw_pub/r/sfdw/sdwis_fed_reports_public/service-line-inventory if you would like more information about the inventory or any lead sampling that has been done.

Think Before You Flush!

Flushing unused or expired medicines can be harmful to your drinking water. Properly disposing of unused or expired medication helps protect you and the environment. Keep medications out of our waterways by disposing responsibly. To find a convenient drop-off location near you, please visit <https://bit.ly/3IeRyXy>.



— BY THE NUMBERS —



82

The average number of gallons of water an American uses per day.



27%

The percent of household water use attributable to toilets.



700

The average number of gallons that a household can save each year with water-efficient fixtures.



50-100

The typical design lifespan of underground drinking water pipes, in years.



<1%

The percent of Earth's water that is readily available as fresh drinking water.

Why can tap water have a taste?

Taste in drinking water is usually related to naturally occurring minerals, disinfectants, or seasonal changes in source water. While these characteristics may affect taste, they do not typically indicate a health risk.



Why is water sometimes called the “original energy drink”?

Water helps regulate body temperature, supports digestion, and keeps joints moving—without sugar, calories, or caffeine.

Can weather affect drinking water quality?

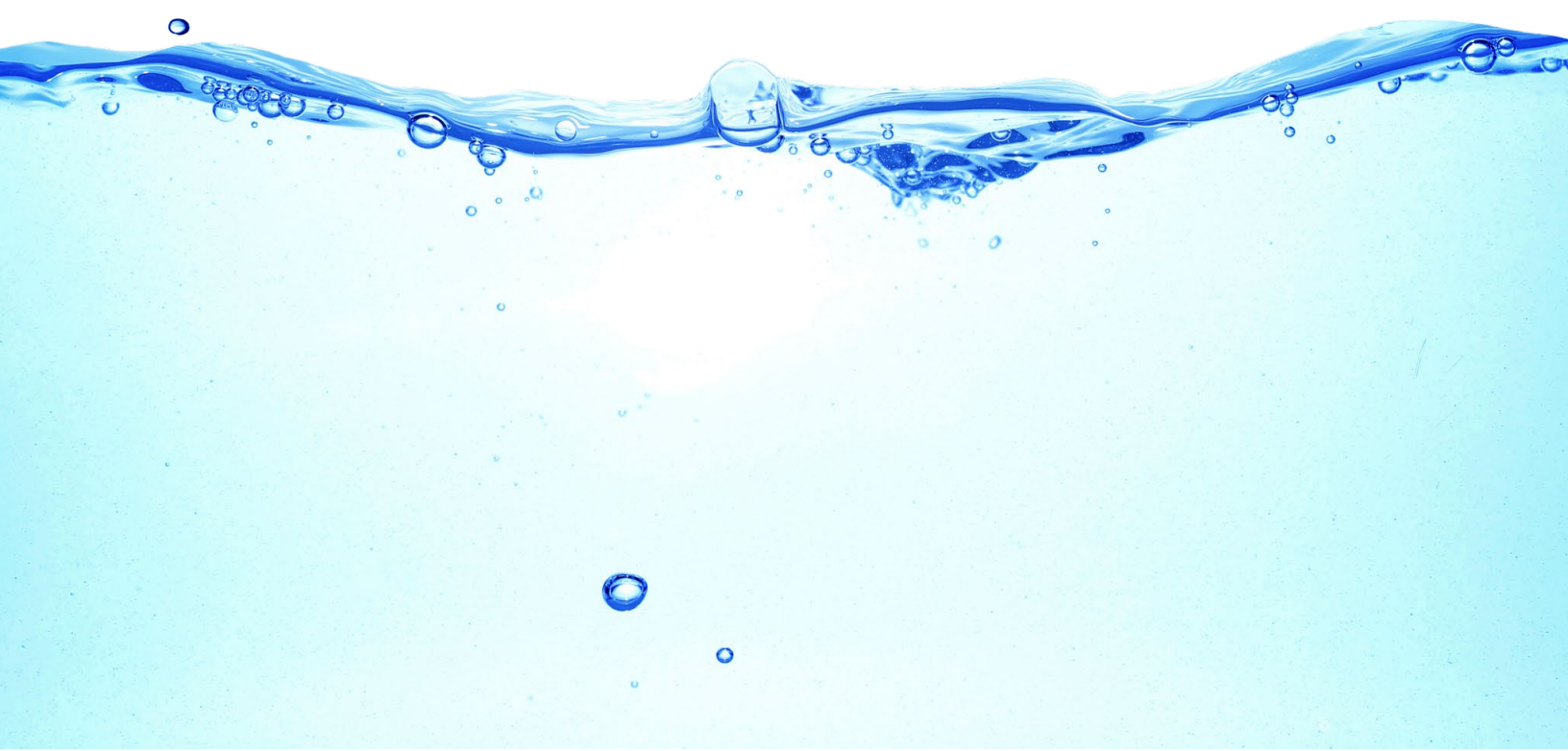
Heavy rain, drought, or seasonal changes can influence source water conditions. Water systems adjust treatment processes as needed to maintain water quality during changing environmental conditions.

Why is maintaining water infrastructure important?

Pipes, pumps, and treatment facilities are critical for delivering safe drinking water. Regular maintenance and upgrades help prevent leaks, breaks, and service disruptions.

What can customers do to help protect water quality?

Customers can help by reporting leaks, avoiding cross-connections, maintaining household plumbing, and staying informed through their annual water quality report.



Test Results

Our water is monitored for many different kinds of substances on a very strict sampling schedule, and the water we deliver must meet specific health standards. Here, we only show those substances that were detected in our water (a complete list of all our analytical results is available upon request). Remember that detecting a substance does not mean the water is unsafe to drink; our goal is to keep all detects below their respective maximum allowed levels. We are pleased to report that your drinking water meets or exceeds all federal and state requirements.

The state recommends monitoring for certain substances less than once per year because the concentrations of these substances do not change frequently. In these cases, the most recent sample data is included, along with the year in which the sample was taken.

We participated in the fifth stage of the U.S. EPA's Unregulated Contaminant Monitoring Rule (UCMR5) program by performing additional tests on our drinking water. UCMR5 sampling benefits the environment and public health by providing the U.S. EPA with data on the occurrence of contaminants suspected to be in drinking water to determine if it needs to introduce new regulatory standards to improve drinking water quality. Unregulated contaminant monitoring data is available to the public, so please feel free to contact us if you are interested in obtaining that information. If you would like more information on the U.S. EPA's Unregulated Contaminant Monitoring Rule, please call the Safe Drinking Water Hotline at (800) 426-4791.

REGULATED SUBSTANCES

SUBSTANCE (UNIT OF MEASURE)	YEAR SAMPLED	MCL [MRDL]	MCLG [MRDLG]	AMOUNT DETECTED	RANGE LOW-HIGH	VIOLATION	TYPICAL SOURCE
Alpha Emitters (pCi/L)	2025	15	0	4.6	1–4.6	No	Erosion of natural deposits
Barium (ppm)	2025	2	2	0.079	0.052–0.079	No	Discharge of drilling wastes; Discharge from metal refineries; Erosion of natural deposits
Benzo(a)pyrene [PAH] (ppt)	2025	200	0	39	ND–39	No	Leaching from linings of water storage tanks and distribution lines
Nitrate (ppm)	2025	10	10	0.87	0.27–0.87	No	Runoff from fertilizer use; Leaching from septic tanks, sewage; Erosion of natural deposits
Uranium (ppb)	2025	30	0	4.1	1.9–4.1	No	Erosion of natural deposits

Tap water samples were collected for lead and copper analyses from sample sites throughout the community

SUBSTANCE (UNIT OF MEASURE)	YEAR SAMPLED	AL	MCLG	AMOUNT DETECTED (90TH %ILE)	RANGE LOW-HIGH	SITES ABOVE AL/TOTAL SITES	VIOLATION	TYPICAL SOURCE
Copper (ppm)	2025	1.3	1.3	0.21	0.034–0.28	0/32	No	Corrosion of household plumbing systems; Erosion of natural deposits
Lead (ppb)	2025	15	0	ND	ND–ND	0/32	No	Corrosion of household plumbing systems; Erosion of natural deposits

Hard vs. Soft Water

Hard water contains higher levels of naturally occurring minerals, primarily calcium and magnesium. These minerals are not harmful to human health and can even contribute beneficial nutrients. However, hard water can cause scale buildup in pipes, appliances, and fixtures. Soft water has lower mineral content and allows soap to lather more easily. It also helps extend the life of water heaters, washing machines, and plumbing fixtures. Hardness levels vary widely depending on local geological and groundwater conditions. Some households choose to install water softeners to reduce scaling and improve appliance efficiency. It is important to note that water hardness is a quality issue, not a safety concern. Both hard and soft water supplied by public water systems meet all health-based drinking water standards.



Definitions

90th %ile: The levels reported for lead and copper represent the 90th percentile of the total number of sites tested. The 90th percentile is equal to or greater than 90% of our lead and copper detections.

AL (Action level): The concentration of a contaminant that, if exceeded, triggers treatment or other requirements that a community water system shall follow.

Herbicide: Any chemical(s) used to control undesirable vegetation.

MCL (Maximum Contaminant Level): The highest level of a contaminant that is allowed in drinking water. MCLs are set as close to the MCLGs as feasible using the best available treatment technology.

MCLG (Maximum Contaminant Level Goal): The level of a contaminant in drinking water below which there is no known or expected risk to health. MCLGs allow for a margin of safety.

MRDL (Maximum Residual Disinfectant Level): The highest level of a disinfectant allowed in drinking water. There is convincing evidence that addition of a disinfectant is necessary for control of microbial contaminants.

MRDLG (Maximum Residual Disinfectant Level Goal): The level of a drinking water disinfectant below which there is no known or expected risk to health. MRDLGs do not reflect the benefits of the use of disinfectants to control microbial contaminants.

NA: Not applicable.

ND (Not detected): Indicates that the substance was not found by laboratory analysis.

pCi/L (picocuries per liter): A measure of radioactivity.

Pesticide: Generally, any substance or mixture of substances intended for preventing, destroying, repelling, or mitigating any pest.

ppb (parts per billion): One part substance per billion parts water (or micrograms per liter).

ppm (parts per million): One part substance per million parts water (or milligrams per liter).

ppt (parts per trillion): One part substance per trillion parts water (or nanograms per liter).